

CHROMED SHELVING UNIT



(EXCLUDES ACCESSORIES)

FEATURES

- Shelves are made from mild steel that is chrome plated and coated with a lacquer finish
- Easy to assemble - no tools required
- Shelf heights can be adjusted to suit your application
- Sturdy construction makes them durable and versatile
- Grid style shelves allow increased air circulation prolonging the life of the product

ORDER CODES:

- | | | |
|---------|---|---|
| SUC0905 | • | SHELVING UNIT CHROMED - 4 TIER
- 905 x 455 x 1830mm |
| SUC1200 | • | SHELVING UNIT CHROMED - 4 TIER
- 1200 x 455 x 1830mm |
| SUC1510 | • | SHELVING UNIT CHROMED - 4 TIER
- 1510 x 455 x 1830mm |

ORDER CODES:

- | | | |
|---------|---|---|
| SUS0905 | • | SHELVING UNIT - SHELF WITH CLIPS - 905mm |
| SUS1200 | • | SHELVING UNIT - SHELF WITH CLIPS - 1200mm |
| SUS1510 | • | SHELVING UNIT - SHELF WITH CLIPS - 1510mm |

PLEASE NOTE:

Chromed shelving unit is suitable for dry storage only and not suitable for cold storage

PLASTIC SHELVING UNIT



- Maximum holding weight capacity per shelf is 200kg - Total weight capacity for 4 shelves (4 x 200kg) is 800kg per unit
- Innovative, corrosion proof polypropylene design at half the cost of stainless steel



- Fully interlocking design adds to the strength of the shelving unit



- Dishwasher safe shelves
- Easy to clean and long lasting performance



- Easy installation of shelving
- Easy to remove for cleaning



- Adjustable feet for easy levelling

ORDER CODES:

- | | | |
|---------|---|--|
| SUP0910 | • | PLASTIC SHELVING UNIT - 4 TIER - 910 x 530 x 1800mm |
| SUP1220 | • | PLASTIC SHELVING UNIT - 4 TIER - 1220 x 455 x 1800mm |
| SUP1221 | • | PLASTIC SHELVING UNIT - 4 TIER - 1220 x 530 x 1800mm |
| SUP1223 | • | PLASTIC SHELVING UNIT - 4 TIER - 1220 x 610 x 1800mm |
| SUP1525 | • | PLASTIC SHELVING UNIT - 4 TIER - 1525 x 530 x 1800mm |
| SUP1910 | • | PLASTIC SHELVING UNIT - 4 TIER - 910 x 610 x 1800mm |
| SUP2525 | • | PLASTIC SHELVING UNIT - 4 TIER - 1525 x 610 x 1800mm |

PLEASE NOTE:

Plastic shelving unit is suitable for cold and dry storage



(EXCLUDES ACCESSORIES)

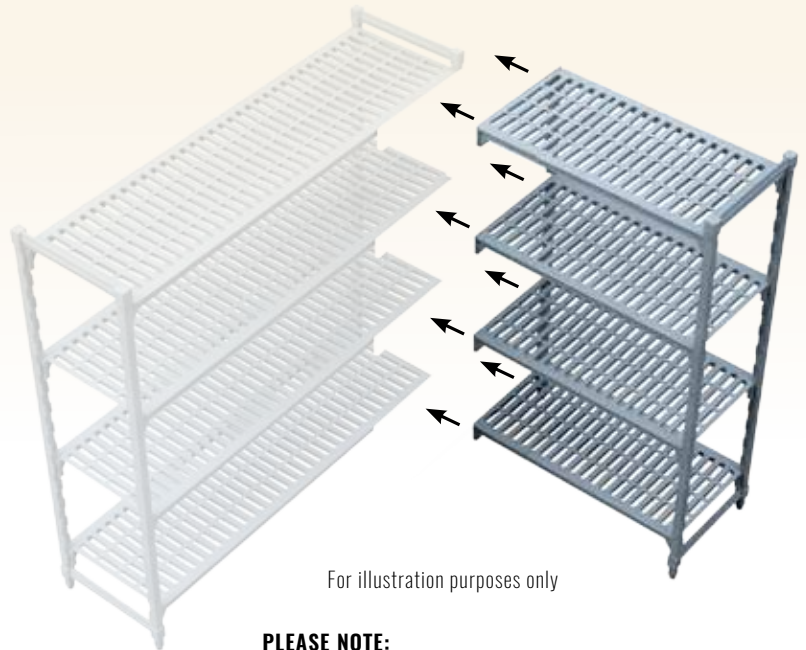
PLASTIC SHELVING CORNER UNIT

ORDER CODES:

- | | | |
|---------|---|--|
| SUP5220 | • | PLASTIC SHELVING CORNER UNIT ATTACHMENT
- 1220 x 530 x 1800mm |
| SUP5525 | • | PLASTIC SHELVING CORNER UNIT ATTACHMENT
- 1525 x 530 x 1800mm |
| SUP5910 | • | PLASTIC SHELVING CORNER UNIT ATTACHMENT
- 910 x 530 x 1800mm |
| SUP6220 | • | PLASTIC SHELVING CORNER UNIT ATTACHMENT
- 1220 x 610 x 1800mm |
| SUP6525 | • | PLASTIC SHELVING CORNER UNIT ATTACHMENT
- 1525 x 610 x 1800mm |
| SUP6910 | • | PLASTIC SHELVING CORNER UNIT ATTACHMENT
- 910 x 610 x 1800mm |

ORDER CODE:

- | | | |
|----------|---|--|
| XSUP0001 | • | PLASTIC SHELVING CORNER UNIT - CONNECTOR
(SET OF 2) |
|----------|---|--|




For illustration purposes only

PLEASE NOTE:

**Four sets are required for each corner unit.
(Sets are sold separately)**

PLASTIC SHELVING - SPARE SET



ORDER CODES:

- | | | |
|---------|---|--|
| SUP8220 | • | PLASTIC SHELVING UNIT SPARE SHELVES - 1220 x 610mm |
| SUP8525 | • | PLASTIC SHELVING UNIT SPARE SHELVES - 1525 x 610mm |
| SUP8910 | • | PLASTIC SHELVING UNIT SPARE SHELVES - 910 x 610mm |
| SUP9220 | • | PLASTIC SHELVING UNIT SPARE SHELVES - 1220 x 530mm |
| SUP9525 | • | PLASTIC SHELVING UNIT SPARE SHELVES - 1525 x 530mm |
| SUP9910 | • | PLASTIC SHELVING UNIT SPARE SHELVES - 910 x 530mm |

General maximum holding weight capacity = 200kg per shelf

DUNNAGE RACKS

General maximum holding weight capacity = 200kg per rack

It is recommended to use a dunnage stand on racks DUP2530 & DUP2610 allowing maximum holding weight capacity per shelf up to 400kg

ORDER CODES:

- | | | |
|---------|---|---|
| DUP1530 | • | PLASTIC DUNNAGE RACK - 530 x 910 x 225mm |
| DUP1610 | • | PLASTIC DUNNAGE RACK - 610 x 910 x 225mm |
| DUP2530 | • | PLASTIC DUNNAGE RACK - 530 x 1220 x 225mm |
| DUP2610 | • | PLASTIC DUNNAGE RACK - 610 x 1220 x 225mm |



STORAGE CONTAINERS POLYCARBONATE


BEST CHOICE

ORDER CODES:

SCS0002	A	STORAGE CONTAINER SQUARE - 1.5Lt - 180 x 180 x 95mm
SCS0004	B	STORAGE CONTAINER SQUARE - 3.5Lt - 180 x 180 x 190mm
SCS0006	C	STORAGE CONTAINER SQUARE - 5.5Lt - 230 x 230 x 190mm
SCS0007	D	STORAGE CONTAINER SQUARE - 7.5Lt - 280 x 280 x 230mm
SCS0010	E	STORAGE CONTAINER SQUARE - 11Lt - 190 x 190 x 210mm
SCS0015	F	STORAGE CONTAINER SQUARE - 17Lt - 190 x 190 x 320mm
SCS0020	G	STORAGE CONTAINER SQUARE - 20Lt - 190 x 190 x 400mm

SCL1001	•	STORAGE CONTAINER SQUARE LID 1.5Lt & 3.5Lt - GREEN
SCL1002	•	STORAGE CONTAINER SQUARE LID 5.5Lt & 7.5Lt - RED
SCL1003	•	STORAGE CONTAINER SQUARE LID 11Lt & 17Lt & 20Lt - BLUE

NOTE: LIDS SOLD SEPARATELY

STORAGE BOXES POLYCARBONATE

ORDER CODES:

SBL0001	A	STORAGE BOX LARGE LID - 660 x 450mm - CLEAR
SBL0090	B	STORAGE BOX LARGE - 660 x 450 x 90mm - CLEAR - 18.5Lt
SBL0150	C	STORAGE BOX LARGE - 660 x 450 x 150mm - CLEAR - 32Lt
SBL0230	D	STORAGE BOX LARGE - 660 x 450 x 230mm - CLEAR - 47Lt
SBL0380	E	STORAGE BOX LARGE - 660 x 450 x 380mm - CLEAR - 81Lt
SBS0001	F	STORAGE BOX SMALL LID - 450 x 300mm - CLEAR
SBS0090	G	STORAGE BOX SMALL - 450 x 300 x 90mm - CLEAR - 7.5Lt
SBS0150	H	STORAGE BOX SMALL - 450 x 300 x 150mm - CLEAR - 13Lt
SBS0230	I	STORAGE BOX SMALL - 450 x 300 x 230mm - CLEAR - 18.5Lt

NOTE: LIDS SOLD SEPARATELY

The above storage boxes are also available in colour-coded green, red, blue and yellow - on request only!

BEST CHOICE


STORAGE CONTAINERS POLYPROPELENE

FEATURES

- Lids are tight-fitting.
- Perfect for food storage and portion control, completely stackable, extremely durable and long lasting.
- Dishwasher safe, will not warp.
- Standard gastronorm sizes

ORDER CODES:

SCF1065	•	STORAGE CONTAINER FULL - 530 x 325 x 65mm -8.7Lt
SCF1100	•	STORAGE CONTAINER FULL - 530 x 325 x 100mm -13.3Lt
SCF1150	•	STORAGE CONTAINER FULL - 530 x 325 x 150mm -19.6Lt

SCH1065	•	STORAGE CONTAINER HALF - 325 x 265 x 65mm - 4Lt
SCH1100	•	STORAGE CONTAINER HALF - 325 x 265 x 100mm - 6Lt
SCH1150	•	STORAGE CONTAINER HALF - 325 x 265 x 150mm - 8.7Lt

SCT1150	•	STORAGE CONTAINER THIRD - 325 x 176 x 150mm -5Lt
SCS1150	•	STORAGE CONTAINER SIXTH - 176 x 162 x 150mm - 1.95Lt

ORDER CODES:

SCF1001	•	STORAGE CONTAINER FULL LID (POLYPROP) - BLUE
SCF1002	•	STORAGE CONTAINER FULL LID (POLYPROP) - RED
SCF1003	•	STORAGE CONTAINER FULL LID (POLYPROP) - YELLOW
SCF1004	•	STORAGE CONTAINER FULL LID (POLYPROP) - GREEN
SCF1005	•	STORAGE CONTAINER FULL LID (POLYPROP) - WHITE
SCH1001	•	STORAGE CONTAINER HALF LID (POLYPROP) - BLUE
SCH1002	•	STORAGE CONTAINER HALF LID (POLYPROP) - RED
SCH1003	•	STORAGE CONTAINER HALF LID (POLYPROP) - YELLOW
SCH1004	•	STORAGE CONTAINER HALF LID (POLYPROP) - GREEN
SCH1005	•	STORAGE CONTAINER HALF LID (POLYPROP) - WHITE

SCT1001	•	STORAGE CONTAINER THIRD LID (POLYPROP) - BLUE
SCT1002	•	STORAGE CONTAINER THIRD LID (POLYPROP) - RED
SCT1003	•	STORAGE CONTAINER THIRD LID (POLYPROP) - YELLOW
SCT1004	•	STORAGE CONTAINER THIRD LID (POLYPROP) - GREEN
SCT1005	•	STORAGE CONTAINER THIRD LID (POLYPROP) - WHITE
SCS1001	•	STORAGE CONTAINER SIXTH LID (POLYPROP) - BLUE
SCS1002	•	STORAGE CONTAINER SIXTH LID (POLYPROP) - RED
SCS1003	•	STORAGE CONTAINER SIXTH LID (POLYPROP) - YELLOW
SCS1004	•	STORAGE CONTAINER SIXTH LID (POLYPROP) - GREEN
SCS1005	•	STORAGE CONTAINER SIXTH LID (POLYPROP) - WHITE

NOTE: LIDS SOLD SEPARATELY



AVAILABLE IN THESE COLOURS:



MEAT TRAY - SMALL



FEATURES

- Internal dimensions - 440 x 310 x 168mm
- Stack load - 180kg on base tray
- Food safe
- Easy to clean and sanitize
- The perfect storage solution
- Colour coded to easily identify contents in keeping with HACCP requirements
- Capacity 22Lt

ORDER CODES:

- | | | |
|---------|---|------------------------------------|
| MTS0001 | • | MEAT TRAY PLASTIC - SMALL WHITE |
| MTS0002 | • | MEAT TRAY PLASTIC - SMALL - RED |
| MTS0003 | • | MEAT TRAY PLASTIC - SMALL - YELLOW |
| MTS0004 | • | MEAT TRAY PLASTIC - SMALL - BLUE |
| MTS0005 | • | MEAT TRAY PLASTIC - SMALL - GREEN |

MEAT TRAY - MEDIUM

FEATURES

- Internal dimensions - 590 x 340 x 200mm
- Stack load - 180kg on base tray
- Food safe - virgin material
- Easy to clean and sanitize
- The perfect storage solution
- Capacity 37Lt

ORDER CODE:

- | | | |
|---------|---|----------------------------|
| MTM0001 | • | MEAT TRAY PLASTIC - MEDIUM |
|---------|---|----------------------------|



MEAT TRAY - LARGE



FEATURES

- Internal dimensions - 728 x 327 x 235mm
- Stack load - 720kg on base tray
- Food safe - virgin material
- Easy to clean and sanitize
- The perfect storage solution
- Capacity 60Lt

ORDER CODE:

- | | | |
|---------|---|---------------------------|
| MTL0001 | • | MEAT TRAY PLASTIC - LARGE |
|---------|---|---------------------------|

FISH CRATE - LARGE

FEATURES

- Internal dimensions - 638 x 386 x 227mm
- Food safe - virgin material
- Easy to clean and sanitize
- Capacity 58Lt
- External drainage system
- Stacks and nests

ORDER CODE:

- | | | |
|---------|---|----------------------------|
| FCL0001 | • | FISH CRATE PLASTIC - LARGE |
|---------|---|----------------------------|



STORAGE CONTAINER LARGE WITH LID - PLASTIC

FEATURES


- Internal dimensions - 550 x 350 x 185mm
- Stack load - 160kg on base tray
- Capacity 35Lt
- Food safe - virgin material

ORDER CODE:

- SCLO002 • STORAGE CONTAINER LARGE WITH LID - PLASTIC
600 x 400 x 195mm



GLASS CRATES



They're fully stackable glass crates (holds 30 glasses)- the bee's knees of glass storage crates - and make perfect crates for transporting glasses to and from functions.

ORDER CODES:

- GCS0030 • GLASS CRATE SMALL - 30 GLASSES - RED - 490 x 410 x 140mm
GCL0030 • GLASS CRATE LARGE - 30 GLASSES - BLUE - 475 x 400 x 205mm

FREEZER CRATE - VENTED

FEATURES

- Internal dimensions - 550 x 347 x 160mm
- Stack load - 150kg on base tray
- The perfect storage solution - Food safe - virgin material
- Easy to clean and sanitize
- Ideal for washing down vegetables on receiving
- Capacity 33Lt

ORDER CODE:

- FCV0001 • FREEZER CRATE PLASTIC - VENTED - 600 x 400 x 188mm



MULTIPURPOSE PLASTIC TRAY & STORAGE CONTAINER

A



B



FEATURES

- Food safe - virgin material

ORDER CODES:

- MPT0001 A MULTIPURPOSE PLASTIC TRAY - 540 x 435 x 70mm
SCJ0001 B STORAGE CONTAINER - LARGE - 545 x 345 x 280mm - 52Lt

INGREDIENT BIN



FEATURES

- Diameter: 435mm
- Height 454mm
- Ideal for storing ingredients
- Stack perfectly for easy storage
- Capacity 43Lt
- Food safe - virgin material

ORDER CODE:

IBP0043 • INGREDIENT BIN - 43Lt



PORTABLE INGREDIENT BIN

ORDER CODE:

IBP0136 • INGREDIENT BIN PORTABLE - 136Lt (WHITE) 365 x 740 x 695mm
- LID SLIDES OPEN FOR EASY ACCESS
- FITTED WITH NON-MARKING CASTORS



FOOD DELIVERY BAG

NEW

**The denier of the fabric. A denier is how thick each individual strand of material weighs (actually the gram weight per 9000 meters). The higher the density the stronger and thicker the fabric.*



FEATURES

- In black 600d* material all double stitched for durability.
- Easy clean fabric.
- Top pocket clear pvc slip pouch.
- Inside lined with foilene for heat retention.
- Temperature holds for up to half an hour.
- Fits most delivery bike boxes.
- Two carry handles designed to balance out the weight when its been carried.

ORDER CODES:

FDB0001 • FOOD DELIVERY BAG

CUTLERY SAVER

FEATURES

- Made from durable ABS High Impact Plastic
- UV resistant to withstand exposure to sunlight
- Chemical Resistant, not affected by detergents
- Unique, patented design
- Magnets contained in moisture-proof cells, prevents bacteria growth
- Use only with 18/8 or magnetic steels

ORDER CODES:

CTS0001 • CUTLERY SAVER - FOR IBP0085/ IBP1085



INGREDIENT BIN HEAVY DUTY



FEATURES

- IBP0085 Food safe - virgin material

ORDER CODES:

DESCRIPTION OF MEASUREMENTS - DIAMETER x HEIGHT
 IBP0085 A INGREDIENT BIN 85Lt (WHITE) - 450 x 630mm
 - INCLUDES LID
 IBP0001 B INGREDIENT BIN MOBILE DOLLEY (METAL)

WIRE LOCKERS

FEATURES

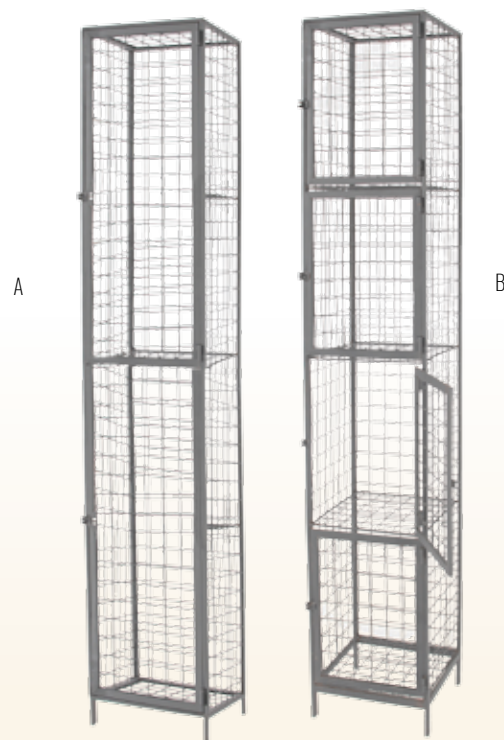
- Ideal for use in shopping centres, factory and restaurant change rooms, etc.
- Four compartment unit ideal for hand bags & shoes
- Double compartment ideal for hanging clothes
- Tube section construction is both robust and visually appealing
- Strong bullet type hinges fitted to doors
- 3mm diameter wire mesh is thicker and stronger than competitor units.
- Overall size 335(W) x 330(D) x 1900(H)
- Overall weight 12Kg.

SPECIFICATIONS

- Mild steel tube section construction with welded mesh.
- Available in four compartment (model LGW0004) or double compartment (model LGW0002)
- Epoxy powder coated finish
- Secure 3mm diameter wire, mesh with 47mm aperture
- Square mesh pattern
- Padlockable doors

ORDER CODES:

LGW0002 A LOCKER GLOBAL WIRE - 2 DOOR
 LGW0004 B LOCKER GLOBAL WIRE - 4 DOOR



DISH DOLLEYS

- The adjustable dividers allow the dolly to hold a wide range of plate and platter sizes eliminating the need for individually sized dollies
- 254mm wheels on one end makes moving a loaded cart easy
- Polyethylene dividers and walls help prevent dish edge chipping
- Two-handed access to all plates reduces breakage
- Vinyl Cover included for sanitary storage of dishes

DISH DOLLY



A



B + C


ORDER CODES:

ODS0004	A	OPTIMISER DISH DOLLY (SMALL) - 4 DIVISION - BLACK 749 x 1016 x 749mm - 29.4kg
ODD0004	B	OPTIMIZER DISH DOLLY - 4 DIVISION (BLACK) 711 x 1092 x 805mm - 42.1kg
ODD0006	C	OPTIMIZER DISH DOLLY - 6 DIVISION (BLACK) 711 x 1092 x 805mm - 43.6kg

OPTIMISER™ ADJUSTABLE DISH DOLLY GUIDE


CARLISLE BUSSING & TRANSPORT CART

FEATURES - TRC3000

- Use for bussing, room service or front of house
- Durable construction, 136kg load capacity
- Textured shelves for better grip and to minimize scratches
- 102mm heavy duty non-marking swivel castors

BEST CHOICE

ORDER CODES:

TRC3000	A	BUSSING & TRANSPORT CART - BLACK - LARGE - 952 x 584 x 1066mm - 31.3kg
TRC3100	•	BUSSING & TRANSPORT CART - BLACK - SMALL - 965 x 457 x 920mm - 20kg
TRC3110	B	SILVERWARE BIN FOR BUSSING CART - BLACK - 279 x 457 x 279mm
TRC3120	C	WASTE BIN FOR BUSSING CART - BLACK - 311 x 457 x 559mm
TRC3200	D	BUSSING & TRANSPORT CART - BLACK - SMALL - 965 x 457 x 920mm - 20kg - INCLUDES DOORS AND PANELS FOR LOCKABLE BOTTEM SECTION

PLEASE NOTE:

Waste bin & Silverare bin sold seperately



NEW



INSULATED FOOD SERVERS



A



B

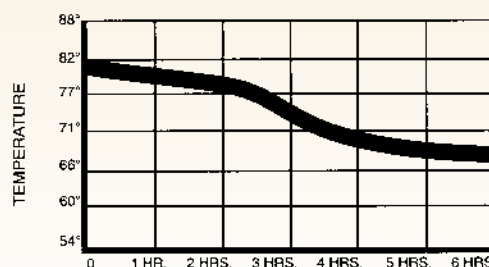


C



AVAILABLE IN BLACK OR SLATE:

Food Pan Carriers (shown in °C)



All results are an average taken from tests conducted by the Food and Hospitality School of the College of DuPage, IL.

INSULATED FOOD SERVERS

- Accommodates all third, half and full size standard food pans
- Insulated to maintain correct serving temperatures
- Stackable for easy storage and convenient transporting
- Double end loader allows hot and cold food to be stored in two separate compartments on wheels for ease of movement
- Spare hinges available

ORDER CODES:

FSI0150	A	FOOD SERVER TOP LOADER -150mm - BROWN - 443 x 647 x 290mm - 9.3kg
FSI1200	A	FOOD SERVER TOP LOADER - 200mm - BROWN - 443 x 647 x 331mm - 9.9kg
FSI0001	B	FOOD SERVER INSULATED - SINGLE - BROWN - 479 x 641 x 676mm - 9.0kg
FSI0002	C	FOOD SERVER FRONT LOADER - DOUBLE - BROWN - 431 x 622 x 1263mm - 33.1kg
DUC0001	D	DOLLEY FOR FSI0001/1001 (BLACK)

Each front loader compartment holds one of the following food pan combinations available

5 x INF4065
 3 x INF4100 + 2 x INF4065
 2 x INF4150 + 1 x INF4065
 1 x INF4150 + 1 x INF4100 + 2 x INF4065
 1 x INF4150 + 2 x INF4100
 4 x INF4065 + 1 x INF4100
 2 x INF4065 + 2 x INF4100
 3 x INF4065 + 1 x INF4150

Any full size insert can be replaced with 2 half inserts or 3 third inserts.

D



CATERAIDE™ IT SERIES

FEATURES

- Durable construction and reinforced corners
- Commercial foam insulation for superior food quality and safety
- Button-hole latch design offers convenient one hand operation and keeps the doors and lids closed tightly for better temperature retention
- Latches are field adjustable to insure a secure seal for the life of the carrier
- Easily identify contents using the integrated writing surface
- Secure stacking for easy transport and storage
- Beverage dispenser has "spring action" faucet for no drip service
- End loader and top loader have built-in seal to eliminate gaskets
- End loader and top loader have a flat top that can be used as a prep surface when space is limited
- End loader and beverage dispensers have extra wide, sure-grip handles to promote a safe, stable two-person lift for easy loading, unloading
- End loader's exclusive double hinge opens 270° for easy loading and unloading and lies flat to save space
- Low profile hinge takes up less space and is less likely to catch or break

ORDER CODES:

FSI9003	A	FOOD SERVER FRONT LOADER IT SERIES - ONYX - 676 x 460 x 740mm - 19.5kg (POR)
FSI9004	B	BEVERAGE SERVER INSULATED IT SERIES - 19Lt - ONYX - 266 x 409 x 670mm - 9.5kg (POR)
FSI9005	C	FOOD SERVER TOP LOADER - IT SERIES - 11Lt - ONYX - 150mm - 647 x 422 x 194mm - 8.62kg (POR)



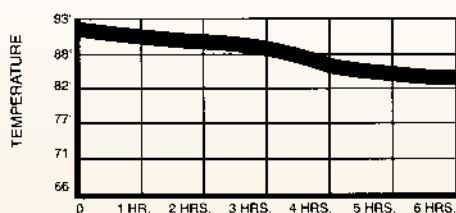
AVAILABLE IN SLATE OR BROWN:



BEVERAGE SERVERS INSULATED



Beverage Servers (shown in °C)



All results are an average taken from tests conducted by the Food and Hospitality School of the College of DuPage, IL.

INSULATED BEVERAGE SERVERS

- Features spring action tap for dripless service
- Stackable for easy storage and convenient transporting
- Sure latch wide design has 3 times the latch area of other beverage servers for a secure seal
- Improved lid design and O-Ring seal eliminates leaks during transport; convenient pop up vent included
- Beverage servers are filled with extra thick foam insulation for maximum temperature retention
- Spare clip tapes & O-rings available

ORDER CODES:

BSI0009	A	BEVERAGE SERVER INSULATED - 9.4Lt - BROWN - 266 x 431 x 469mm - 5.9kg
BSI0019	B	BEVERAGE SERVER INSULATED - 19Lt - BROWN - 266 x 430 x 654mm - 9.07kg
BSI0038	C	BEVERAGE SERVER INSULATED - 38Lt - BROWN - 416 x 524 x 678mm - 13.8kg



AVAILABLE IN BLACK OR SLATE:

CARLISLE MAXIMISER PORTABLE BAR

CARLISLE MAXIMISER PORTABLE BAR

- Comes fully assembled with no tool required
- Sturdy 130mm non-marking swivel casters with locking brake on each end
- ± 30Lt ice bin features an integrated drain and water tap
- Each portable bar comes with the cutting board, lid for ice well, stainless steel store and pour shelf

ORDER CODES:

- | | | |
|---------|---|--|
| MPB0001 | • | MAXIMIZER PORTABLE BAR - CHERRY WOOD
CHERRY WOOD - 1420 x 670 x 1230mm - 72.5kg |
| MPB0002 | • | MAXIMIZER PORTABLE BAR - S/STEEL
S/STEEL - 1420 x 670 x 1230mm - 72.5kg |



FOLD'N GO CART



FOLD 'N GO CART

- Cart folds and unfolds in a single, quick, and easy motion
- Ships fully assembled, no tools required
- Durable construction; solid aluminium legs and lock-tight bolts
- Cart holds up to 160 kgs (approximately 52 kgs per shelf)
- Sturdy polyethylene shelves have molded-in solid aluminium rods
- Top shelf has ergonomically shaped easy-grip handles at both ends
- Use for room service, dessert trays, or table service, perfect for crowded kitchens and hallways or off-site catering
- 4" Heavy-duty non-marking swivel casters with molded-in metal reinforcement plates are permanently staked to legs for long life
- BPA free

ORDER CODE:

- | | | |
|---------|---|---|
| FCG0001 | • | FOLD N GO CART - LARGE (BLACK) - 520 x 1016 x 908mm |
|---------|---|---|

PORTABLE ICE CADDY

PORTABLE ICE CADDY

- Extra thick foam insulation to maintain cold temperatures
- Rounded corners and removable lids for easy cleaning
- New nylon clips secure lid to caddy with stainless steel hinges prevent rusting
- 2 Rigid castors and 2 swivel castors (one with brakes)
- Perfect for functions, conferences, etc
- Dimensions with casters and handle - 565 x 711 x 730mm
- Weight - 22.2kg

ORDER CODE:

- | | | |
|---------|---|-----------------------------------|
| ICP0057 | • | ICE CADDY PORTABLE - 57kg - BLACK |
|---------|---|-----------------------------------|



INFINITI

- 0.8mm stainless steel inserts
- Heavy duty
- American style
- Rounded edges
- Anti-Jam system
- Reinforced corners
- Heavy duty
- Lids are interchangeable with 0.6mm



REINFORCED
CORNERS



GUARANTEED NOT TO JAM
WITH ANTI - JAMMING
DESIGN

BEST CHOICE

INSERT - 0.8mm

ORDER CODES:

DESCRIPTION OF MEASUREMENTS - FULL - 530 x 325mm

INF2055	•	INSERT S/STEEL-FULL 55mm (I)
INF2065	•	INSERT S/STEEL-FULL 65mm (I)
INF2100	A	INSERT S/STEEL-FULL 100mm (I)
INF2150	•	INSERT S/STEEL-FULL 150mm (I)

INF2001	•	INSERT S/STEEL-FULL LID (I)
INF3265	B	INSERT S/STEEL - DOUBLE FULL 65mm (2/1)
INF2265	C	INSERT S/STEEL-FULL 65mm 2 DIVISION (I)



FULL INSERT - 0.8mm



ORDER CODES:

DESCRIPTION OF MEASUREMENTS - FULL - 530 x 325mm

INF3055	•	INSERT S/STEEL-FULL 55mm PERFORATED (I)
INF3065	•	INSERT S/STEEL-FULL 65mm PERFORATED (I)
INF3100	•	INSERT S/STEEL-FULL 100mm PERFORATED (I)

HALF INSERT - 0.8mm

ORDER CODES:

DESCRIPTION OF MEASUREMENTS - HALF - 325 x 265mm

INH2065	•	INSERT S/STEEL-HALF 65mm (I)
INH2100	•	INSERT S/STEEL-HALF 100mm (I)
INH2150	•	INSERT S/STEEL-HALF 150mm (I)
INH2001	•	INSERT S/STEEL-HALF LID (I)



THIRD INSERT - 0.8mm



ORDER CODES:

DESCRIPTION OF MEASUREMENTS - THIRD - 325 x 176mm

- | | | |
|---------|---|--------------------------------|
| INT2100 | • | INSERT S/STEEL-THIRD 100mm (I) |
| INT2150 | • | INSERT S/STEEL-THIRD 150mm (I) |
| INT2065 | • | INSERT S/STEEL-THIRD 65mm (I) |
| INT2001 | • | INSERT S/STEEL-THIRD LID (I) |

QUARTER INSERT - 0.8mm

ORDER CODES:

DESCRIPTION OF MEASUREMENTS - QUARTER - 265 x 162mm

- | | | |
|---------|---|----------------------------------|
| INQ2065 | • | INSERT S/STEEL-QUARTER 65mm (I) |
| INQ2100 | • | INSERT S/STEEL-QUARTER 100mm (I) |
| INQ2150 | • | INSERT S/STEEL-QUARTER 150mm (I) |
| INQ2001 | • | INSERT S/STEEL-QUARTER LID (I) |



SIXTH INSERT - 0.8mm



ORDER CODES:

DESCRIPTION OF MEASUREMENTS - SIXTH - 176 x 162mm

- | | | |
|---------|---|--------------------------------|
| INS2065 | • | INSERT S/STEEL-SIXTH 65mm (I) |
| INS2100 | • | INSERT S/STEEL-SIXTH 100mm (I) |
| INS2150 | • | INSERT S/STEEL-SIXTH 150mm (I) |
| INS2001 | • | INSERT S/STEEL-SIXTH LID (I) |

NINTH INSERT - 0.8mm



ORDER CODES:

DESCRIPTION OF MEASUREMENTS - NINTH - 176 x 108mm

- | | | |
|---------|---|--------------------------------|
| INN2100 | • | INSERT S/STEEL-NINTH 100mm (I) |
| INN2001 | • | INSERT S/STEEL-NINTH LID (I) |

GLOBAL

- 0.6mm STAINLESS STEEL INSERTS
- 0.6mm Thick stainless steel
- American style
- Rounded edges
- Anti-Jam system
- Light duty
- Lids are interchangeable with 0.8mm



REINFORCED
CORNERS



GUARANTEED NOT TO JAM
WITH ANTI - JAMMING
DESIGN

FULL INSERT 0.6mm

ORDER CODES:

DESCRIPTION OF MEASUREMENTS - FULL - 530 x 325mm

- INF9065 • INSERT S/STEEL (VALUE) - FULL 65mm (I)
- INF9165 • INSERT S/STEEL (VALUE) - FULL 65mm (I) PERF
- INF9100 • INSERT S/STEEL (VALUE) - FULL 100mm (I)
- INF9150 • INSERT S/STEEL (VALUE) - FULL 150mm (I)
- INF9001 • INSERT S/STEEL (VALUE) - FULL LID (I)



HALF INSERTS 0.6mm



ORDER CODES:

DESCRIPTION OF MEASUREMENTS - HALF - 325 x 265mm

- INH9065 • INSERT S/STEEL (VALUE) - HALF 65mm (I)
- INH9100 • INSERT S/STEEL (VALUE) - HALF 100mm (I)
- INH9150 • INSERT S/STEEL (VALUE) - HALF 150mm (I)
- INH9001 • INSERT S/STEEL (VALUE) - HALF LID (I)

THIRD INSERTS 0.6mm

ORDER CODES:

DESCRIPTION OF MEASUREMENTS - THIRD - 325 x 176mm

- INT9100 • INSERT S/STEEL (VALUE) - THIRD 100mm (I)
- INT9150 • INSERT S/STEEL (VALUE) - THIRD 150mm (I)
- INT9001 • INSERT S/STEEL (VALUE) - THIRD LID (I)



QUARTER INSERTS - 0.6mm



ORDER CODES:

DESCRIPTION OF MEASUREMENTS - QUARTER - 265 x 162mm

- | | | |
|---------|---|--|
| INQ9100 | • | INSERT S/STEEL (VALUE) - QUARTER 100mm (I) |
| INQ9150 | • | INSERT S/STEEL (VALUE) - QUARTER 150mm (I) |
| INQ9001 | • | INSERT S/STEEL (VALUE) - QUARTER LID (I) |

SIXTH INSERTS - 0.6mm

ORDER CODES:

DESCRIPTION OF MEASUREMENTS - SIXTH - 176 x 162mm

- | | | |
|---------|---|--|
| INS9065 | • | INSERT S/STEEL (VALUE) - SIXTH 65mm (I) |
| INS9100 | • | INSERT S/STEEL (VALUE) - SIXTH 100mm (I) |
| INS9150 | • | INSERT S/STEEL (VALUE) - SIXTH 150mm (I) |
| INS9001 | • | INSERT S/STEEL (VALUE) - SIXTH LID (I) |



NINTH INSERTS - 0.6mm



ORDER CODES:

DESCRIPTION OF MEASUREMENTS - NINTH - 176 x 108mm

- | | | |
|---------|---|--|
| INN9100 | • | INSERT S/STEEL (VALUE) - NINTH 100mm (I) |
| INN9001 | • | INSERT S/STEEL (VALUE) - NINTH LID (I) |

DRAIN SHELF

SPECIFICATIONS:

- Made of 201 Stainless Steel and 0.8mm thickness
- Improve product safety through reduced handling
- Liquids drain directly into the food pan below for easy disposal
- Ideal for prepped produce, storing seafood on ice and defrosting meats
- Elevates food above pan bottom: For draining or maintaining foods that should not sit in liquids or juices

ORDER CODES:

- | | | |
|---------|---|----------------------------|
| DSS0001 | • | DRAIN SHELF S/STEEL-GN 1/1 |
|---------|---|----------------------------|

